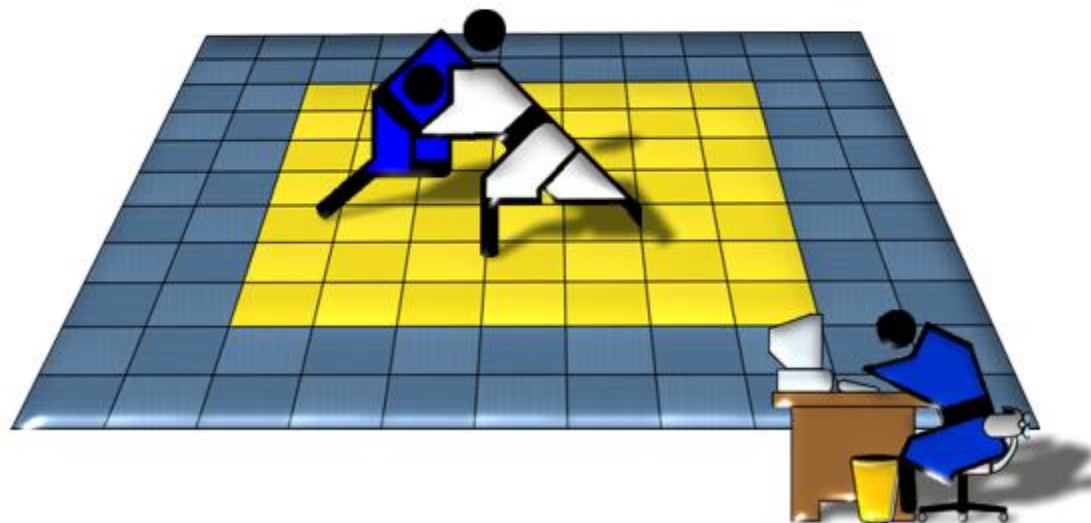




IJF presents:

ippon.org draw

Judo tournament software



HANDBOOK

Version 1.00

© by International Judo Federation IJF



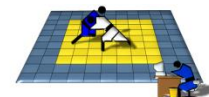
Welcome!

The official IJF software **Ippon.org draw** will help you in running your judo event! From inscriptions, printing of accreditations, performing the draw, printing weigh-in and many other lists, running scoreboard and timer software with automatic names and transfer of results – all is included in this sophisticated server based software.

This manual will help you to make yourself familiar with all functions!

**For any questions, feature requests, feedback or error reports
please contact us per eMail at:**

draw@ippon.org



Contents

I. Start	page 4
II. The screen	page 5
III. The menus in a nutshell	page 6
IV. The Applications	page 15
V. The Network	page 19
VI. The Scoreboard	page 23
VII. Important	page 24

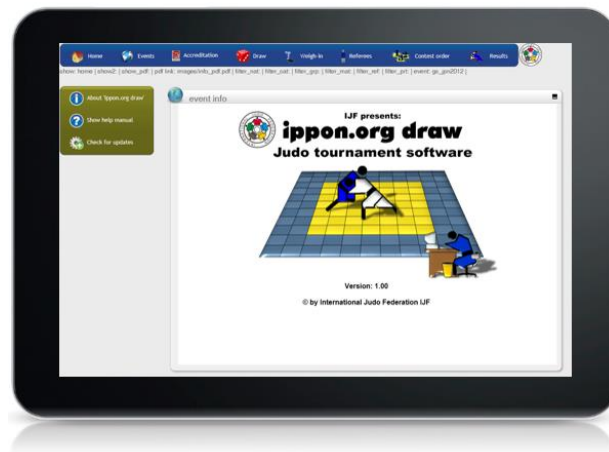


I. Start

1. Open your Chrome Browser:¹



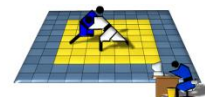
2. Click on the administration start menu:



3. You are in the administration part now.
Let's start!

By the way: From now on we will name your laptop with the ippon.org draw software installed as "server".

¹ The preset start address is always: <http://localhost/ippon.org/>
You don't need to be connected to Internet!



II. The screen

The main screen is divided in the following parts:

- Main menu

- PDF screen
(for all what you would like to print)

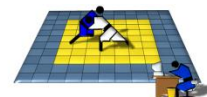
Move this line to change size of PDF!



- Main screen

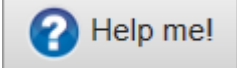
- Quick menu
(for printing sheets and contest order)

- Sub menu



III. The menus in a nutshell

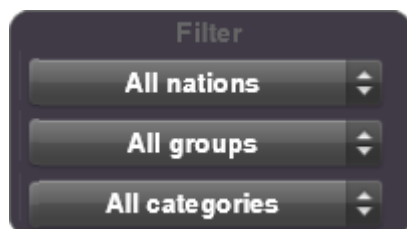
The following pages will give you an overview of all menus and sub-menus and it's actions.

In the browser you can press the  button to get the same pages, depending in the context.

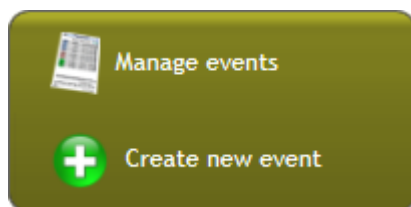
The submenus have always three colors:

1. Gray: Filter

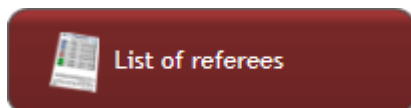
(to perform your actions only for specific nations, groups or categories)

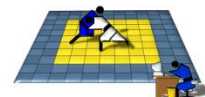


2. “Kind of” green: Action



3. Red: PDF

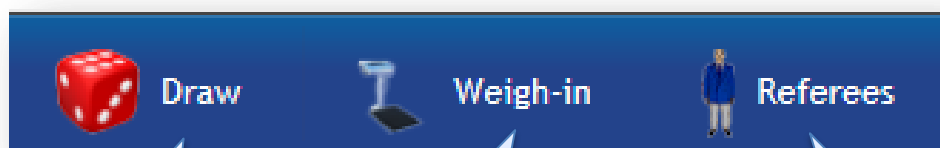




- Check for updates
- Visit official website

- Create a new tournament
- change settings
- Export into file
- Import from file

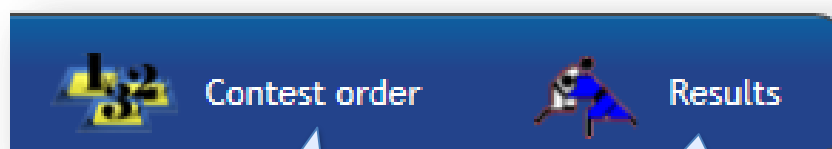
- Enter all participants for one tournament
- Print lists and accreditation cards



- Perform the draw!
- Print contest sheets and other lists

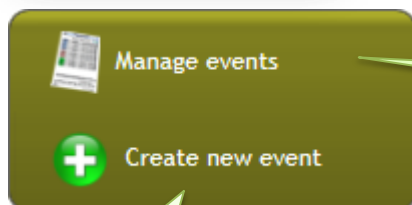
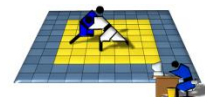
- Print weigh-in lists
- Remove players who failed weigh.in

- Set the referee numbers
- Print lists



- Set the contest order
- Print lists

- Enter results manually
- Print sheets, medal tables, result overview etc.



- Shows all your events

- Create a new event and make it active

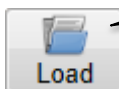
- Makes an event active!
- = all user in the network using the active event!



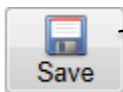
- You can change the event settings



- Loads the participants and the contests from your
"home/my_ippon.org/events/<event-short-name>" folder

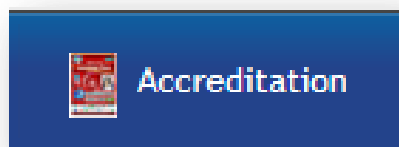
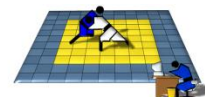


- Saves the participants and the contest into two txt-files in your
"home/my_ippon.org/events/<event-short-name>" folder

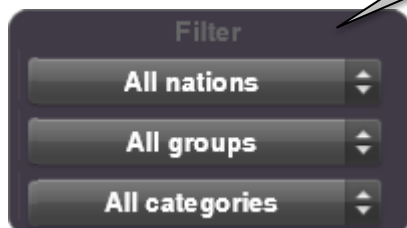


- Deletes the event
- Be careful! Cannot be undone!





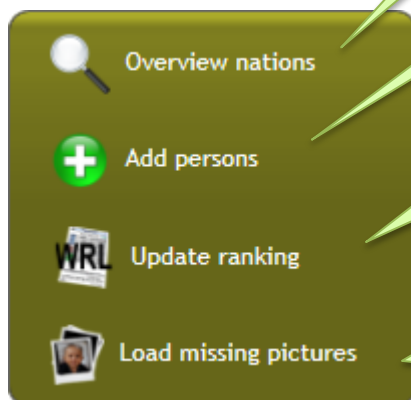
- Filter you view by nations, groups or categories!



- Shows overview of all nations

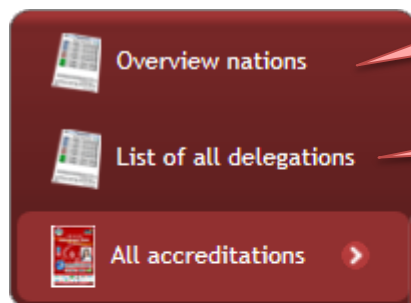
- Add competitor or delegate

- Uses the World Ranking List to enter automatically the seeded players.
- The file "ijf_wrl.xls" in folder "home/my_ippn.org/ranking" is used
- Will take some time as several checks are performed. Be patient!

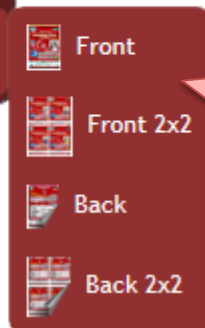


- Loads missing pictures from judobase.org. Correct ID number is needed.
- Alternative: place pictures in .jpg format in folder "home/my_ippn.org/my_pics" and rename like "ger_fischer_david.jpg" = nation short + "_" + family name + "_" + given name + ".jpg" - all in small letters!

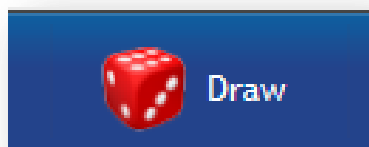
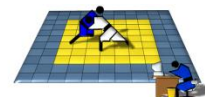
- Overview of nations as PDF




- List of selected nation or list of all nations (if no nation selected in filter)



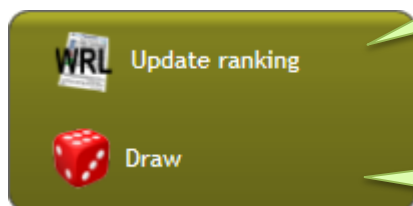
- Creates the accreditation cards as PDF
- The files "gr_accreditation.png" and "gr_accreditation_back.png" in folder "home/my_ippn.org/<event-short-name>" are used. Please replace them with your own layout



- Filter by categories for the PDF created below!

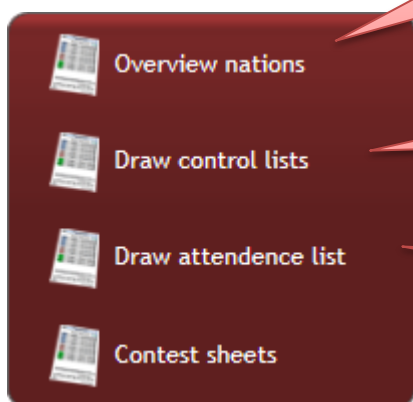


- Uses the World Ranking List to enter automatically the seeded players.
- The file “ijf_wrl.xls” in folder “home/my_ippn.org/ranking” is used
- Will take some time as several checks are performed. Be patient!



- Performs the draw. A new window will open. Please use full screen (F11) and zoom 100%

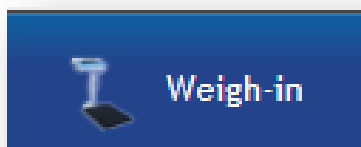
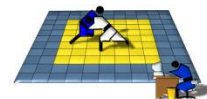
- Overview of nations as PDF




- List of competitors sorted by category.
- For presenting before draw outside room

- Empty list with all nations for checking who was at draw

- All contest sheets



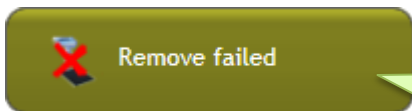
- Filter by categories for the PDF created below!



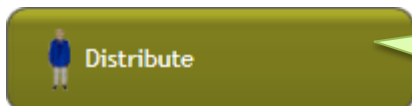
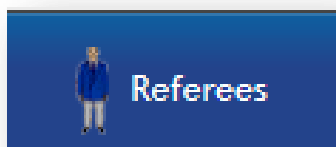
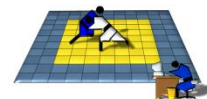
- Weigh-in lists sorted by category.
- Each category ordered by nation



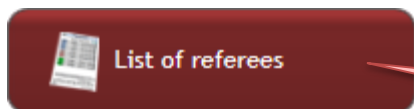
- Weigh-in lists sorted by category.
- Each category ordered by draw number. Only available after draw.



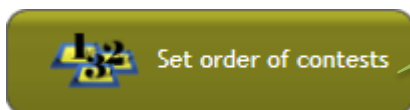
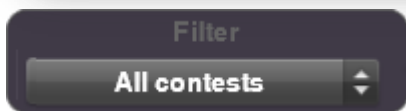
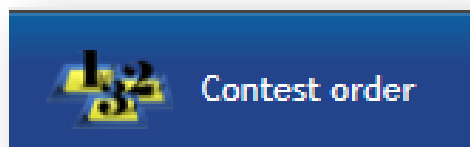
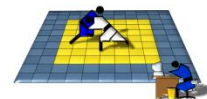
- Remove competitors who failed weigh.in
- Attention: contest sheet will be reset after! Do only before start of competition!
- Wrongly removed player can be added again



- Enter referee numbers and distribute Referees to the mats
- Referees must be entered before under menu <Accreditation>



- List of Referees as PDF



- Choose here:
 - Show all contests
 - Show only contests not fought yet
- Contests are shown until first contest where not both competitors are decided

- Contestorder as PDF

- Set contestorder

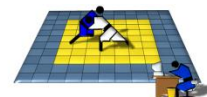
- Please enter here the contest order in the same format as in the following example:

[1]
-60 kg: 1-8
-66 kg: 2
-60 kg: 9-16
-66 kg: 4


[2]
-48 kg: 1-32

[3]
+100 kg: 1-8
+78 kg: 1-8
+100 kg: 9-16
+78 kg: 9-16

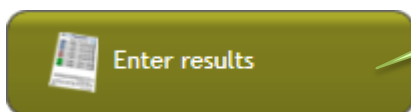
- The mat is written in square brackets
- Underneath the category with “-” or “+” before and “ kg: ” after
- Following by the contest number matching the number in the contest sheets
- Consecutive contest numbers can be written as start and end with “-” between



- Filter by categories for the PDF created below!



- Enter results manually

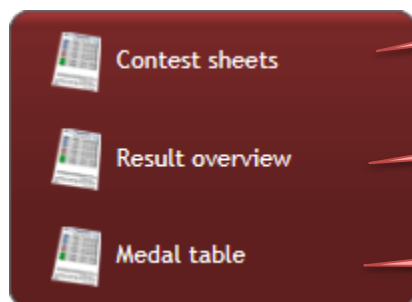


Tatami 1

- Show the contest sheet when category is set on left dropdown
- Contest can be chosen here

- Choose mat (only when contestorder set) or category

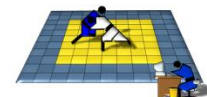
- Or enter direct contest number if a category is set on left dropdown



- Contest sheets as PDF

- Winner names as PDF

- Medal ranking as PDF



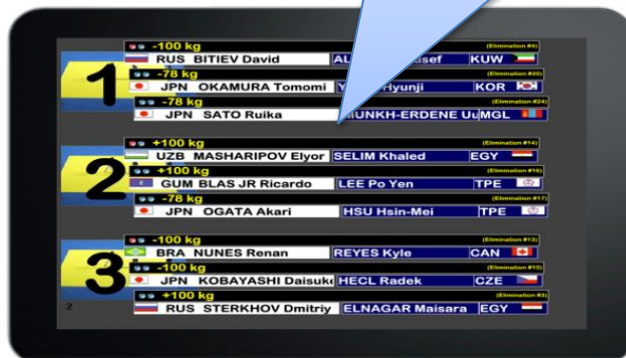
IV. Applications

If you have successfully created an event, the start screen in your browser at *localhost/ippon.org/* looks like follow:

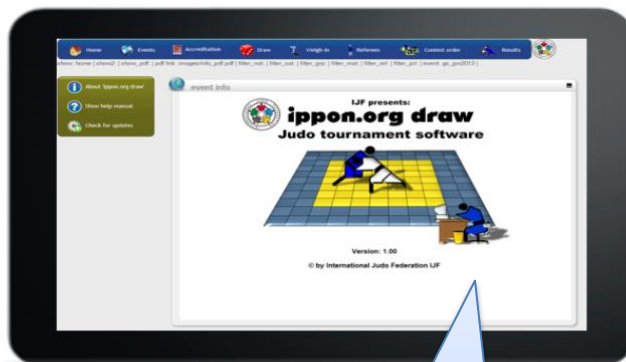
- Ippon.org Application



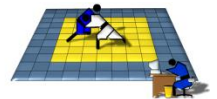
- Contestorder Application



- Coach Assistant Application



- Your administration pages

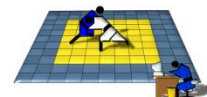


Ippon.org Application

This application is like the ippon.org website you know from Internet. Here you can find an overview of all tournament relevant data:

- Contest Sheets live updated
- List of nations
- List of results
- Medal tables
- Statistics
- Player profiles
- Etc.





Contestorder Application

This application shows the contestorder (if you already made a draw and have set the contestorder!)

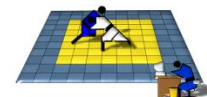
You can control it like follow:²

- **Cursor up and down:** showing more or less contest per mat. As less you show as bigger the characters. (This might be handy if you show the contestorder on big screens)
- **Keys 1-5:** Number of mats shown
- **Keys q,w,e,r,t,y:** Mat to start (q=1, w=2, ...)

Example: if you want to show mats 3 and 4 on the screen, press “2” to show two mats and “e” to start with mat number 3



² If the screen does not react please click once inside the names in order to put the focus on the application



Coach Assistant Application

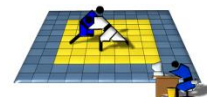
With this application the user can choose a nation and get live information about only own players:

- Who is still competing?
- On which mat?
- Against who?
- When?

It is recommended to use a touch-screen with this application!

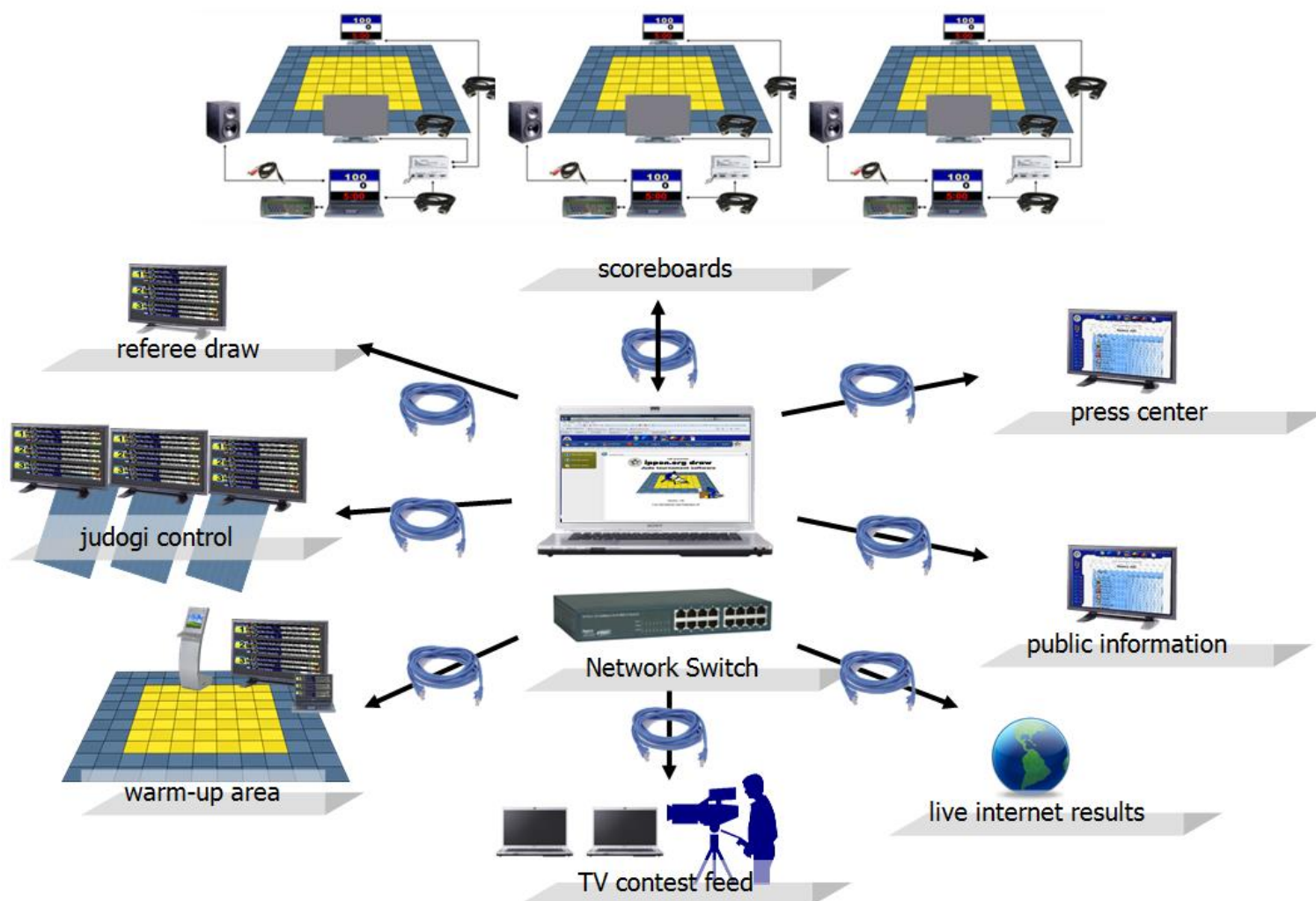


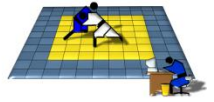
All these applications are nice to have on your own computer, but they make most sense if they are available at different locations in your tournament. See next chapter for this.



V. The Network

The ippon.org draw software is based on a server system: many computers can be connected and communicate via network:
Your central laptop in the middle, other laptops with the scoreboard and timer software, other with the contest order etc.





In order to build the network usually a switch is used:



Please connect your server laptop and all other computers you would like to connect via network cables to the switch.

Next step is to put all computer in the same local IP range.³

- Your server has already the IP address 192.168.2.3
- Subnet-mask is: 255.255.255.0
- Gateway and DNS don't need to be filled in.

All other computers have to be in the same IP range: 192.168.2.x



³ If you are not familiar with terms like IP address, subnet-mask, Gateway etc please do not set-up a network, but try to get some help in this matter and of course try to learn basic knowledge about networking in general



Here is a table of the recommended IP addresses:⁴

<ul style="list-style-type: none">• Scoreboard laptops:<ul style="list-style-type: none">○ Mat 1: 192.168.2.11○ Mat 2: 192.168.2.12○ Mat 3: 192.168.2.13○ Mat 4: 192.168.2.14○ ...
<ul style="list-style-type: none">• Entrance control:<ul style="list-style-type: none">○ Control 1: 192.168.2.21○ Control 2: 192.168.2.22○ ...
<ul style="list-style-type: none">• Warm-up area:<ul style="list-style-type: none">○ Control 1: 192.168.2.31○ Control 2: 192.168.2.32○ ...
<ul style="list-style-type: none">• Referee Draw numbers:<ul style="list-style-type: none">○ Draw 1: 192.168.2.41○ Draw 2: 192.168.2.42○ ...
<ul style="list-style-type: none">• On each:<ul style="list-style-type: none">○ DNS: 255.255.255.0○ Gateway: empty○ DNS 1 + DNS 2: empty

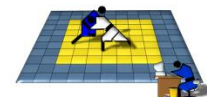
Firewalls don't need to be disabled in general.⁵

⁴ If you use always same addresses, finding not responding connections via ping is much easier

⁵ If you want to use ping on windows computers, please make sure, the „File- and printer sharing“ is allowed as exception in the Windows Firewall



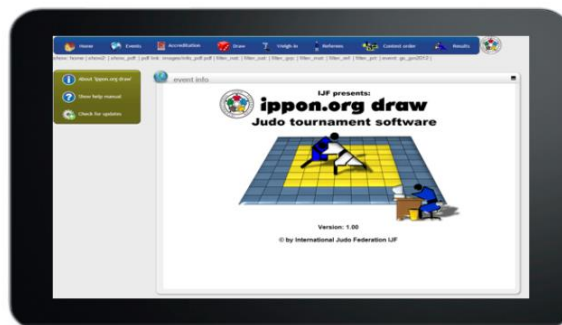
Ippon.org draw – Handbook v. 1.00



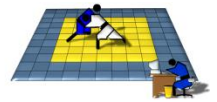
If you have connected your server and a second computer via the switch to a network and the IP is set properly, please open a browser on the *second* computer and type in the address line:

<http://192.168.2.3/ippon.org/>

Now you should be able to see the start screen of your server:



You can choose now one of the applications on the remote computer. Always the active event is used for all.



VI. The Scoreboard

Most important application is the scoreboard and timer software. Please download latest version from

<http://www.ippon.org/draw/>

In the moment only a Windows version is available.
Recommended is to use Windows 7.

Please unpack the zipped file to your harddisk (not on the desktop - as the application may not start on some computers).

Check if you need to edit the *scoreboard_data.txt* for special settings.

To start the scoreboard just rund the
ippon_judo_timer_[version].exe

If all network is configured correctly and if you have set a draw and the contestorder on your server you should see the names appearing automatically on the scoreboard computer!

If the scoreboard operator continue with next contest, the previous result should be sent to your server and the new names will appear in the scoreboard automatically.

For more detailed description of all scoreboard functions please consult the help documents which come with the scoreboard in the “*documents*” folder!



VII. Important

- Before running an official tournament make sure, you got familiar and have tested all functions of this software!
- Look always for the latest updates on the official website:
<http://www.ippon.org/draw/>
- Never update shortly before an event if not necessary!
Test all important functions again after an update!
- We love computers, but we don't trust them blind ;-)
Have always manual equipment ready to use as emergency backup! Let the table officials write the final result of each contest into the contest sheets. Even with electrical power outage – the show must go on!

**For any questions, feature requests, feedback or error reports
please contact us per eMail at:**

draw@ippon.org